
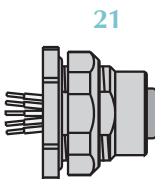
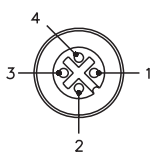
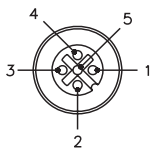


4 and 5-Wire *eurofast*® Receptacles, Rear Mount with Leads

- Female Receptacles
- NEMA 1, 3, 4, 6P and IEC IP 68 Protection



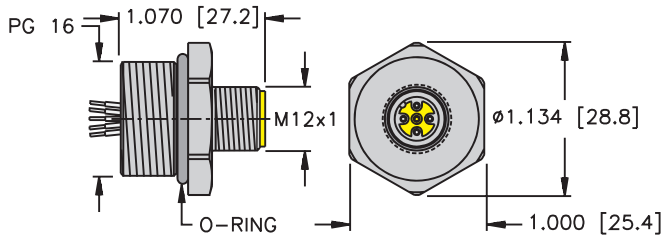
Drawing Number	Part Number	Lead Specs.	Application	Pinout
 <p>21</p> <p>FKFD ..</p>	FKFD 4.4-*	UL, CSA 4x22 AWG 105°C 250 VAC/ 300 VDC 4 A	Mates with 4-pin Cordsets	<ol style="list-style-type: none"> 1. BN 2. WH 3. BU 4. BK 
	FKFD 4.4-*/S621	UL, CSA 4x18 AWG 105°C 250 VAC/ 300 VDC 4 A	Mates with 4-pin "C" style /S622 cordsets	<ol style="list-style-type: none"> 1. GY1 2. GY2 3. GY3 4. GY4
	FKFD 4.5-*	UL, CSA 5x22 AWG 105°C 250 V, 4 A	Mates with 5-pin Cordsets	<ol style="list-style-type: none"> 1. BN 2. WH 3. BU 4. BK 5. GY 
	FKFD 4.5-2/S653	UL, CSA 4x22 AWG, Drain 105°C 250 V, 4 A 5.2 mm OD	Mates with 5-pin Cordsets, 4 Conductors PVC Foil Shielded with Drain Wire to pin 5	<ol style="list-style-type: none"> 1. BN 2. WH 3. BU 4. BK 5. Drain

See page B111 for dimensional drawings.

* Length in meters. Standard lead length is 0.5 meters. Consult factory for other lengths.
Standard housing material is nickel plated brass "FKFD.."; "FKFDV.." indicates 316 stainless steel.
To specify PVC jacketed cable, add "/S717" to the end of the part number.

eurofast® Receptacles

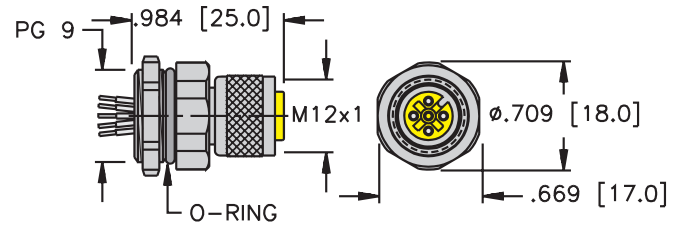
16



FS../PG16

Page B135

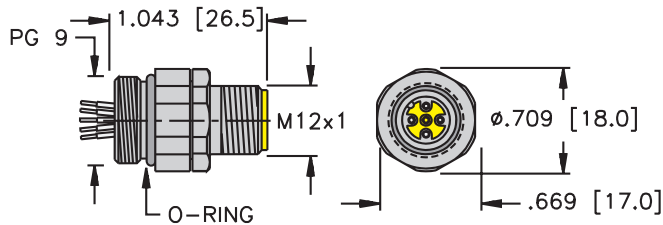
17



FKM...*

Page B136

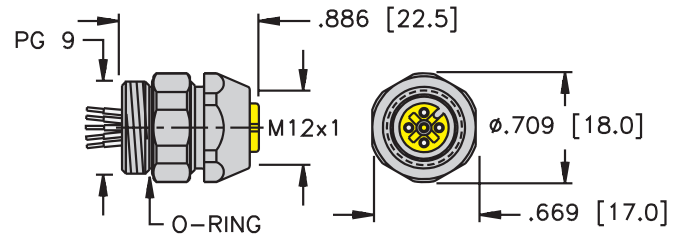
18



FSD...*

Page B137

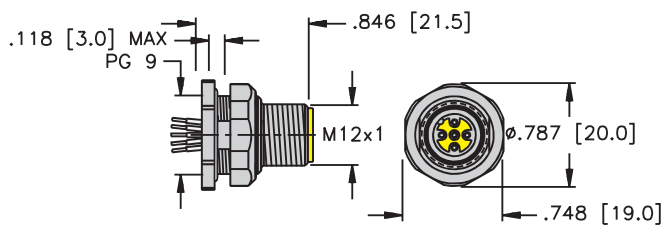
19



FKD...*

Pages B138 - B139

20

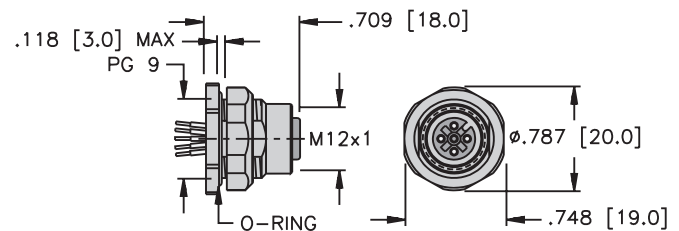


Note: See page B116 for panel cutout.

FSFD...*

Pages B140 - B141

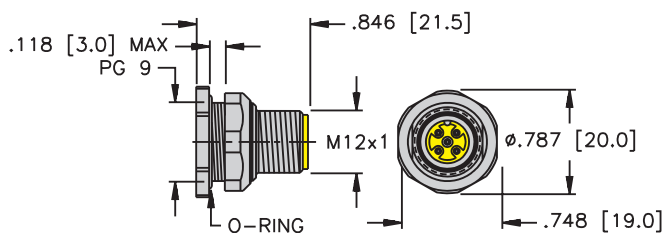
21



FKFD..

Pages B142 - B143

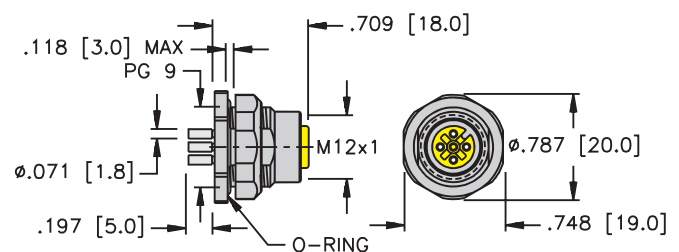
22



FSFDL...*

Page B144

23



FKFDL..

Page B145